



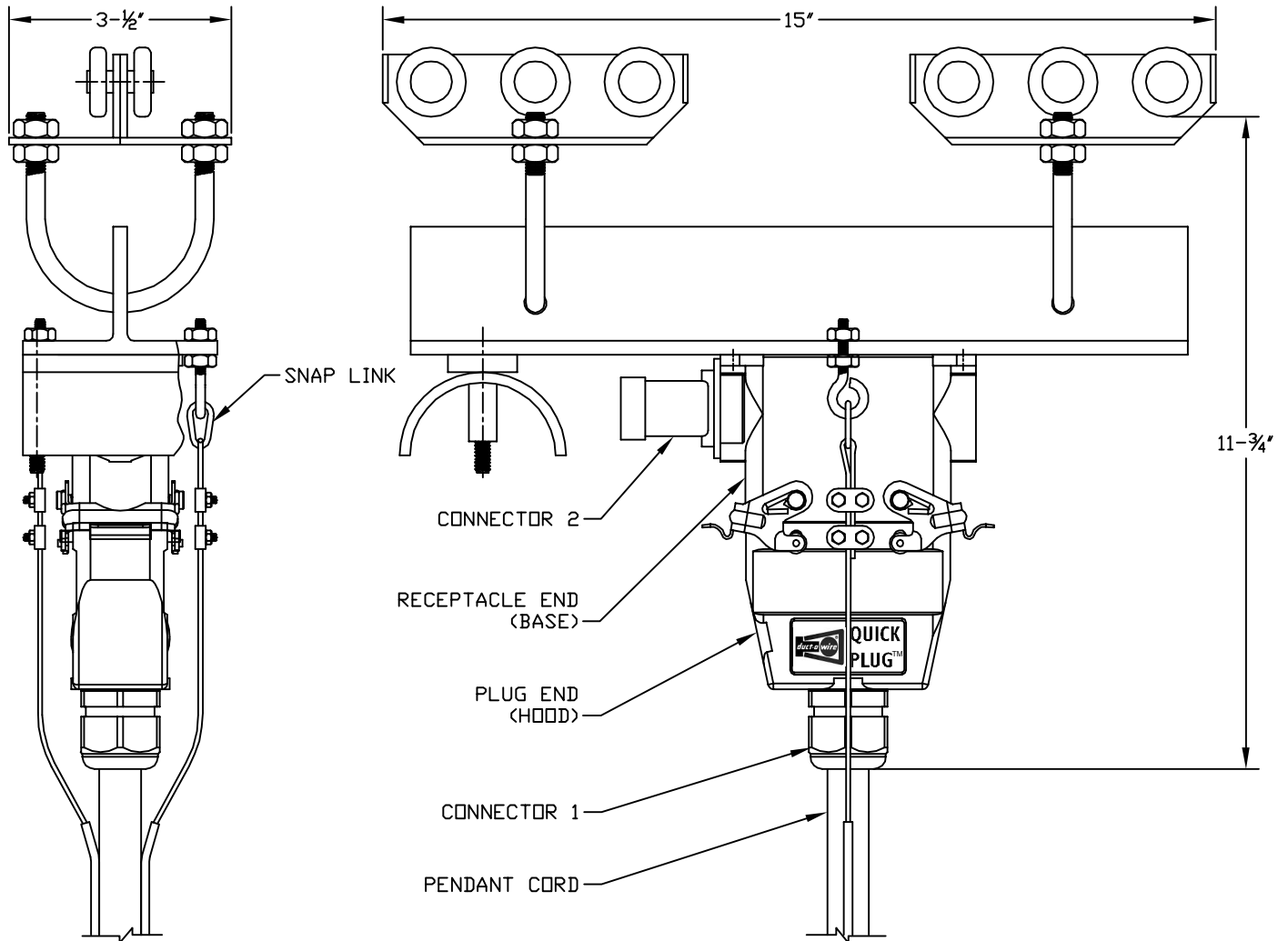
1351 W. Second Street
 Oconomowoc, WI 53066
 Phone: 262-567-2288
 Fax: 262-567-0857
 E-mail: sales@ductowire.com

1445 Norjohn Ct. Unit 10
 Burlington, Ontario L7L0E6
 Phone: 905-331-2612; 800-361-WIRE (9473)
 Fax: 905-331-6639; 800-663-0933
 E-mail: dow@ductowire.ca

INSTALLATION AND WIRING INSTRUCTIONS

QUICK PLUG™ CONTROL TROLLEY

CONSULT FACTORY FOR I-BEAM, ALUMATRACK, AND HEAVY-DUTY C-TRACK SYSTEMS

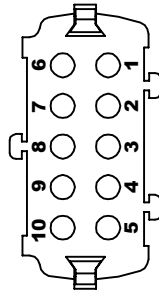


#	PART NUMBER	CONNECTION		CONNECTOR 1		CONNECTOR 2		MAXIMUM NUMBER OF LEADS
		PLUG	RECEPTACLE	HOOD	BUSHING	BASE	BUSHING	
1	CT-TRC1-8	CT-10-M	CT-10-F	CT-10-HOOD	CT-RCG1	CT-10-BASE	CT-FCG1A	10
2	CT-TRC1-16	CT-16-M	CT-16-F	CT-16-HOOD	CT-RCG2	CT-16-BASE	CT-FCG2	16
3	CT-TRC1-24	CT-24-M	CT-24-F	CT-24-HOOD	CT-RCG3	CT-24-BASE	CT-FCG2	24

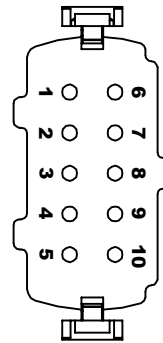
**THE RECEPTACLE END MOUNTS ON THE CONTROL TROLLEY AND HAS SOCKETS
THE FLAT CABLE CONNECTS TO THE RECEPTACLE END**

**THE PLUG END MOUNTS ON THE PENDANT DROP AND HAS PINS
THE ROUND PENDANT CABLE CONNECTS TO THE PLUG END**

CT-10-F
FEMALE RECEPTACLE



CT-10-M
MALE PLUG



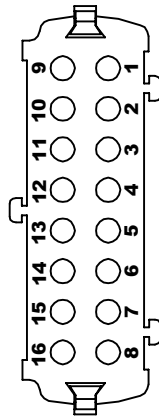
FC-8xx FLAT CABLE

PIN#	WIRE NO. & COLOR
1	1. BLACK
2	2. RED
3	3. BLUE
4	4. ORANGE
5	5. YELLOW
6	6. BROWN
7	7. RED/BLACK
	GROUND = GREEN

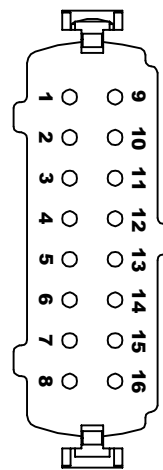
RPC816
ROUND PENDANT CABLE

PIN#	WIRE NO. & COLOR
1	1. BLACK
2	2. RED
3	3. BLUE
4	4. ORANGE
5	5. YELLOW
6	6. BROWN
7	7. RED/BLACK
	GROUND = GREEN

CT-16-F
FEMALE RECEPTACLE



CT-16-M
MALE PLUG



TWO - FC-8xx
FLAT CABLES

PIN#	WIRE NO. & COLOR
1	1. BLACK
2	2. RED
3	3. BLUE
4	4. ORANGE
5	5. YELLOW
6	6. BROWN
7	7. RED/BLACK
	GROUND = GREEN
8	1. BLACK
9	2. RED
10	3. BLUE
11	4. ORANGE
12	5. YELLOW
13	6. BROWN
14	7. RED/BLACK
	GROUND = GREEN

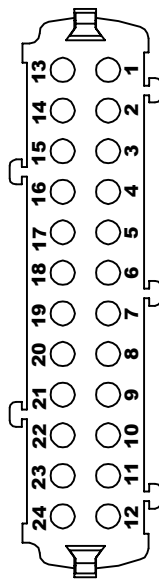
ONE FC-8xx & ONE FC-4xx
FLAT CABLES

PIN#	WIRE NO. & COLOR
1	1. BLACK
2	2. RED
3	3. BLUE
4	4. ORANGE
5	5. YELLOW
6	6. BROWN
7	7. RED/BLACK
	GROUND = GREEN
8	1. BLACK
9	2. RED
10	3. BLUE
	GROUND = GREEN

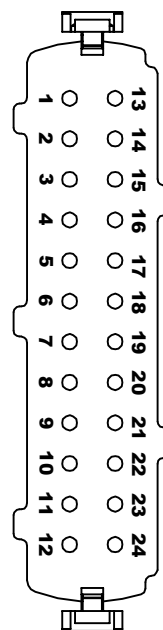
RPC1216 & RPC1616
ROUND PENDANT CABLE

PIN#	WIRE NO. & COLOR
1	1. BLACK
2	2. RED
3	3. BLUE
4	4. ORANGE
5	5. YELLOW
6	6. BROWN
7	7. RED/BLACK
8	8. BLUE/BLACK
9	9. ORANGE/BLACK
10	10. YELLOW/BLACK
11	11. BROWN/BLACK
12	12. BLACK/RED
13	13. BLUE/RED
14	14. ORANGE/RED
15	15. YELLOW/RED
	GROUND = GREEN

CT-24-F
FEMALE RECEPTACLE



CT-24-M
MALE PLUG



THREE - FC-8xx
FLAT CABLES

PIN#	WIRE NO. & COLOR
1	1. BLACK
2	2. RED
3	3. BLUE
4	4. ORANGE
5	5. YELLOW
6	6. BROWN
7	7. RED/BLACK
	GROUND = GREEN
8	1. BLACK
9	2. RED
10	3. BLUE
11	4. ORANGE
12	5. YELLOW
13	6. BROWN
14	7. RED/BLACK
	GROUND = GREEN
15	1. BLACK
16	2. RED
17	3. BLUE
18	4. ORANGE
19	5. YELLOW
20	6. BROWN
21	7. RED/BLACK
	GROUND = GREEN

ONE FC-12xx & ONE FC-12xx
FLAT CABLES

PIN#	WIRE NO. & COLOR
1	1. BLACK
2	2. RED
3	3. BLUE
4	4. ORANGE
5	5. YELLOW
6	6. BROWN
7	7. RED W/BLACK
8	8. BLUE W/BLACK
9	9. ORANGE W/BLACK
10	10. YELLOW W/BLACK
11	11. BROWN W/BLACK
	GROUND = GREEN
12	1. BLACK
13	2. RED
14	3. BLUE
15	4. ORANGE
16	5. YELLOW
17	6. BROWN
18	7. RED W/BLACK
19	8. BLUE W/BLACK
20	9. ORANGE W/BLACK
21	10. YELLOW W/BLACK
22	11. BROWN W/BLACK
	GROUND = GREEN

RPC2416
ROUND PENDANT CABLE

PIN#	WIRE NO. & COLOR
1	1. BLACK
2	2. RED
3	3. BLUE
4	4. ORANGE
5	5. YELLOW
6	6. BROWN
7	7. RED/BLACK
8	8. BLUE/BLACK
9	9. ORANGE/BLACK
10	10. YELLOW/BLACK
11	11. BROWN/BLACK
12	12. BLACK/RED
13	13. BLUE/RED
14	14. ORANGE/RED
15	15. YELLOW/RED
16	16. BROWN/RED
17	17. BLACK/BLUE
18	18. RED/BLUE
19	19. ORANGE/BLUE
20	20. YELLOW/BLUE
21	21. BROWN/BLUE
22	22. BLACK/ORANGE
23	23. RED/ORANGE
	GROUND = GREEN

Ⓢ THE GREEN WIRE ATTACHES TO A GROUNDING LUG ON THE QUICK PLUG™ CONNECTOR
THE MOST COMMON CABLE SIZES AND QUICK PLUG™ CONFIGURATIONS ARE SHOWN

CONSULT FACTORY FOR OTHER SIZES AND CONFIGURATIONS