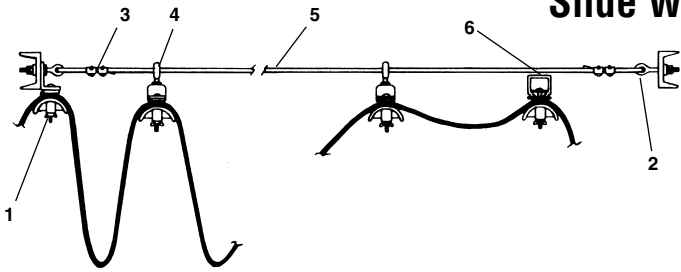


Wire Supported Systems

Slide Wire Systems

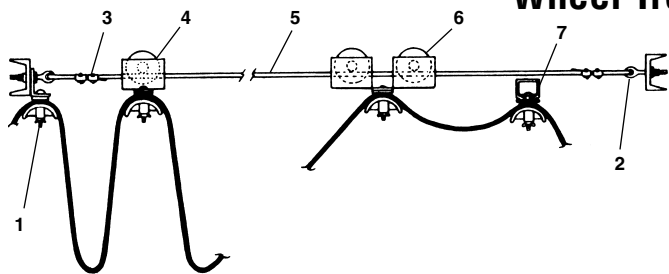


System Catalog Number	Max. Working Travel - Feet	No. of Trolleys (FC-TR9) Required
FC-WS1	20	2
FC-WS2	30	4
FC-WS3	40	6

Each slide wire system includes the parts in the following table. Order cable and connectors separately.

Index Number	Catalog Number	Component	Index Number	Catalog Number	Component
1	FC-CS4	End Clamp Assembly	4	FC-TR9	Slide Wire Trolley
2	FC-SRCE1	Eye Bolt and Thimble	5	FC-SRC1	Wire Rope, 3/16" diameter
3	FC-SRCC1	U-Clamp, 4 required	6	FC-TB4	Tow Arm Assembly

Wheel Trolley Systems

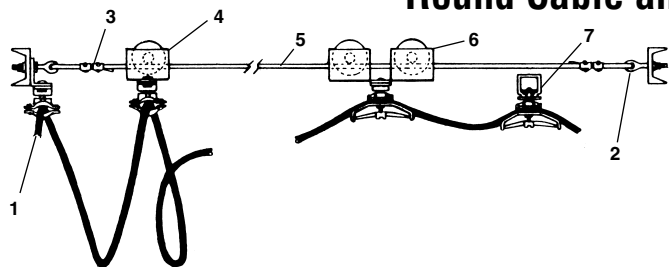


System Catalog Number	Max. Working Travel - Feet	No. of Trolleys (FC-TR4) Required
FC-WS4	20	1
FC-WS5	30	3
FC-WS6	40	5
FC-WS7	50	7
FC-WS8	60	9

Each wheel trolley system includes the parts in the following table. Order cable and connectors separately.

Index Number	Catalog Number	Component	Index Number	Catalog Number	Component
1	FC-CS4	End Clamp Assembly	5	FC-SRC2	Nylon Coated Wire Rope, 1/4" dia.
2	FC-SRCE2	Eye Bolt and Thimble	6	FC-TR5	Two-Wheel Lead Trolley
3	FC-SRCC2	U-Clamp, 4 required	7	FC-TB4	Tow Arm Assembly
4	FC-TR4	Single Wheel Trolley			

Round Cable and Air Hose Systems



System Catalog Number	Max. Working Travel - Feet	No. of Trolleys (R-TR4A) Required
R-WS1	20	1
R-WS2	30	3
R-WS3	40	5

Each round cable and air hose system includes the parts in the following table. Order cable and connectors separately.

Index Number	Catalog Number	Component	Index Number	Catalog Number	Component
1	R-CS4A	End Clamp Assembly	5	FC-SRC2	Nylon Coated Wire Rope, 1/4" dia.
2	FC-SRCE2	Eye Bolt and Thimble	6	R-TR5A	Two Wheel Lead Trolley
3	FC-SRCC2	U-Clamp, 4 required	7	R-TB4A	Tow Arm Assembly
4	R-TR4A	Single Wheel Trolley			