


















Standard Duty 14 Gauge C-Track System Components

Galvanized Steel • Stainless Steel

Precision Bearings and Curved Sections Available

Flat Cable System Components

	Catalog Number		Weight Pounds	Description
	Galvanized Steel	Stainless Steel		
	FC-CH1A-10 FC-CH1A-20 FC-CH1A CUT	FC-CH1A-10-SS FC-CH1A-20-SS FC-CH1A-SS CUT	10 20 1 lb./ft.	14 Gauge C-Track 10 ft. section. 20 ft. section. Cross Arm Support Bracket or Cut Lengths. Specify length in 1/2 foot increments.
	FC-CH1D FC-CH1DW	FC-CH1D-SS	1.38 .11	Track Joint Assembly Joint clamp for secure attachment and proper alignment of track sections. Includes four bolts, lock washers, and nuts. One required for each track section per run less one. Welding sleeve for joining track sections.
	FC-CH1F FC-CH1FK	FC-CH1F-SS	.60 .51	Track Hanger Clamp Assembly One required for each cross arm support bracket for each track run. 5' spacing. For mounting track to cross arm support bracket. Includes all required hardware. Low profile track hanger assembly.
	FC-CH1F-1 FC-CH1F-1-A FC-CH1F-1-R FC-CH1F-1-A-R		.38 .40 .44 .46	Single Bolt Track Hanger & Anchor Assembly One required for each cross arm support bracket for each track run. 5' spacing. Single Mounting Bolt Track Hanger Assembly. Single Mounting Bolt Track Anchor Assembly. Single Mounting Bolt Track Hanger w/Rect. Nut. Single Mounting Bolt Track Anchor w/Rect. Nut. The FC-CH1F-1 track hanger assembly is designed to be mounted on angle iron brackets with one mounting hole. The use of one FC-CH1F-1-A track anchor per track run, which also mounts in one mounting hole, will prevent the track from sliding out of position. The rectangle nut hangers and anchors are used with cross arm brackets made from cut pieces of C-track material.
	FC-CH1G	FC-CH1G-SS	.12	End Stop One required for each track run. Bumper with mounting hardware.
	FC-TMC-U	FC-TMC-U-SS	.38	Mounting Clamp for Cross Arm Support Bracket Two required for each cross arm support bracket. Universal mounting clamp with bolt.
	FC-CH1GC	FC-CH1GC	.03	Rubber End Cap

	Catalog Number		Weight Pounds	Description	
	Galvanized Steel	Stainless Steel			
	FC-TRT1		2.19	Tow Trolley and Saddle Assembly Load Rating: 45 lb. max. One required for each piece of moving equipment to be electrified. Plated steel trolley and standard saddle with cut out box for tow bar. Same except stainless steel trolley with stainless steel wheels. Same except stainless steel trolley with brass wheels.	
		FC-TRT1-SS	2.19		
		FC-TRT1-BR	2.19		
	FC-TB1	FC-TB1-SS	3.5	Tow Bar One required for each tow trolley. For mounting on moving equipment. 18" long.	
	FC-TRC1		4.75	Control Box Trolley (Optional Brake Available) Two trolleys and one standard saddle mounted on bracket plus fittings to attach control box. Control box not included. Same as FC-TRC1 except with stainless steel trolleys and stainless steel wheels. Same as FC-TRC1-SS except with brass wheels.	
		*	FC-TRC1-SS		4.75
			FC-TRC1-BR		4.75
	FC-BX1		9.0	Junction Boxes and Terminal Strips 8" x 10" x 4" steel junction box for control box trolley assembly. Rated NEMA 13. Accepts up to 2 terminal strips. Stainless steel junction box. Rated NEMA 4X. Fiberglass junction box. Rated NEMA 4X. 12-Pole terminal strip. Heavy-duty 12-pole terminal strip.	
			FC-BX1-SS		9.0
	FC-BXT	FC-BXT-4X	7.0		
		FC-BXT-HD	.20		
FC-BXT-HD	FC-BXT-HD	.40			
	FC-TR1		1.10	Standard Duty Intermediate Trolley-Saddle Assemblies Load Rating: 45 lb. max. Consult factory for 2-tiered trolleys or special bearings. 5-inch trolley with 4 steel shielded ball bearing wheels, cable pad. Standard saddle and hardware. Same as FC-TR1 except stainless steel trolley with 4 stainless steel wheels. Same as FC-TR1-SS except with 4 brass wheels.	
		FC-TR1-SS	1.10		
		FC-TR1-BR	1.10		
	FC-TR2		.75	Short Intermediate Trolley Assembly 3 inch trolley with 4 steel shielded ball bearing wheels, cable pad, small saddle and hardware. Same except stainless steel trolley & wheels.	
		FC-TR2-SS	.75		
	FC-CS1	FC-CS1-SS	.72	End Clamp and Saddle Assembly One required for each track run at storage end of track. Standard saddle with clamp and hardware to secure cable	
	FC-TR8		1.10	Options 5 inch intermediate trolley/saddle assembly with steel saddle. Polyurethane trolley bumper.	
		FC-TRB	.10		

(Shown with optional FC-TRB bumper)

* For quick plug control trolley and components, see CT Brochure.